

Sapete che l'Italia è quarta nella classifica World Design Rankings?

di Paolo Franzese

Current Aggregated World Design Rankings : Years 2010 - 2014

Further information available: To see sub-rankings, please click on the country name.

| Rank | Country | Awards | Score | ● | ● | ● | ● | ● | Average |
|------|--------------------------|--------|-------|----|----|----|----|----|---------|
| 1 | United States of America | 112 | 414 | 9 | 26 | 23 | 30 | 24 | 3.70 |
| 2 | Turkey | 89 | 353 | 8 | 27 | 22 | 18 | 14 | 3.97 |
| 3 | Hong Kong | 81 | 323 | 7 | 23 | 26 | 12 | 13 | 3.99 |
| 4 | Italy | 71 | 272 | 10 | 16 | 17 | 8 | 20 | 3.83 |
| 5 | Great Britain | 55 | 217 | 7 | 12 | 18 | 7 | 11 | 3.95 |
| 6 | Japan | 45 | 219 | 14 | 19 | 7 | 2 | 3 | 4.87 |
| 7 | Brazil | 39 | 158 | 3 | 10 | 12 | 6 | 6 | 4.09 |
| 8 | China | 35 | 143 | 4 | 11 | 8 | 8 | 4 | 4.09 |
| 9 | Germany | 33 | 119 | 1 | 7 | 11 | 6 | 8 | 3.61 |
| 10 | Republic of Korea | 26 | 94 | 3 | 4 | 8 | 2 | 9 | 3.62 |
| 11 | Greece | 26 | 101 | 2 | 6 | 10 | 3 | 5 | 3.88 |
| 12 | Belgium | 23 | 87 | 2 | 4 | 8 | 5 | 4 | 3.78 |
| 13 | Spain | 21 | 84 | 3 | 5 | 6 | 3 | 4 | 4.00 |
| 14 | Canada | 21 | 86 | 2 | 6 | 7 | 4 | 2 | 4.10 |
| 15 | Singapore | 19 | 57 | - | 1 | 5 | 6 | 7 | 3.00 |
| 16 | Kuwait | 18 | 73 | 2 | 4 | 7 | 3 | 2 | 4.06 |
| 17 | Lebanon | 15 | 67 | 3 | 4 | 1 | 1 | 1 | 4.47 |
| 18 | Portugal | 14 | 65 | 3 | 6 | 2 | 3 | - | 4.64 |
| 19 | Iran | 14 | 52 | - | 4 | 5 | 2 | 3 | 3.71 |
| 20 | Netherlands | 13 | 50 | 1 | 1 | 1 | 5 | 1 | 3.85 |
| 21 | India | 13 | 40 | - | 2 | 2 | 4 | 5 | 3.08 |
| 22 | Australia | 12 | 42 | 1 | 3 | 2 | 1 | 5 | 3.50 |
| 23 | France | 12 | 42 | - | 3 | 4 | 1 | 4 | 3.50 |
| 24 | Jordan | 11 | 41 | - | 3 | 5 | 1 | 3 | 3.73 |
| 25 | Ukraine | 10 | 31 | - | 1 | 3 | 2 | 4 | 3.10 |
| 26 | Denmark | 9 | 27 | - | 1 | 1 | 1 | 3 | 3.00 |
| 27 | Mexico | 9 | 37 | 1 | 2 | 4 | 1 | 1 | 4.11 |
| 28 | Israel | 9 | 32 | 1 | 1 | 2 | 3 | 2 | 3.56 |
| 29 | Russian Federation | 9 | 33 | - | 3 | 2 | 2 | 2 | 3.67 |
| 30 | Switzerland | 8 | 34 | 3 | 1 | 1 | 1 | 2 | 4.25 |














In questa classifica sono collocati tutti i paesi in base ai progettisti (qui tutti i nomi <http://www.worlddesignrankings.com/>) che hanno avuto dei premi.

Le classifiche visualizzate sono basate sui punteggi accumulati dai partecipanti tra gli anni 2010 e 2014.

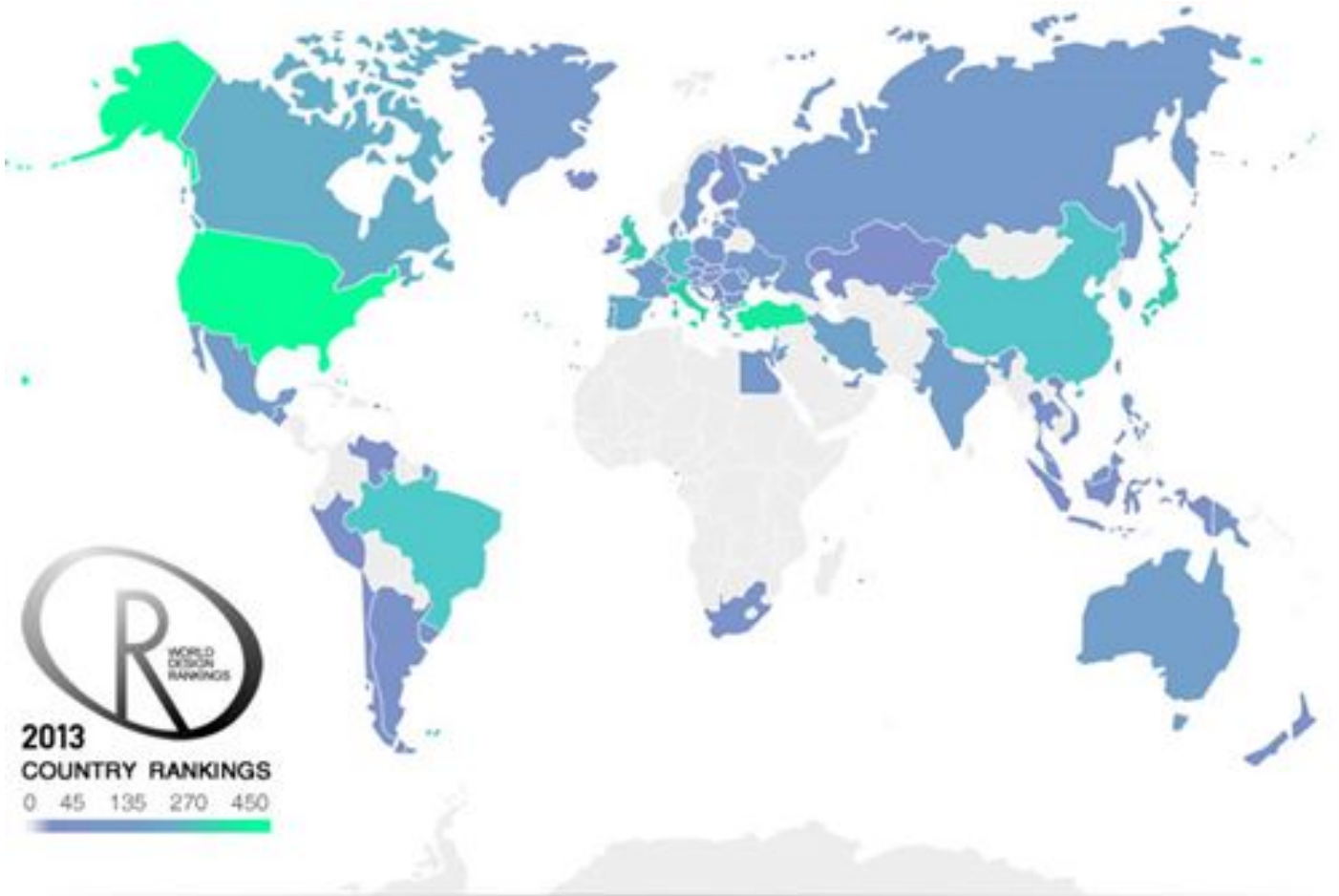
In Italia al primo posto abbiamo Stefania Vola <http://www.stefaniavola.com/>.

Current Aggregated World Design Rankings : Years 2010 - 2014

Further information available: To see sub-rankings, please click on the country name.

| Rank | Country | Awards | Score | ● | ● | ● | ● | ● | Average |
|------|--|--------|-------|----|----|----|----|----|---------|
| 1 |  United States of America | 112 | 414 | 9 | 26 | 23 | 30 | 24 | 3.70 |
| 2 |  Turkey | 89 | 353 | 8 | 27 | 22 | 18 | 14 | 3.97 |
| 3 |  Hong Kong | 81 | 323 | 7 | 23 | 26 | 12 | 13 | 3.99 |
| 4 |  Italy | 71 | 272 | 10 | 16 | 17 | 8 | 20 | 3.83 |
| 5 |  Great Britain | 55 | 217 | 7 | 12 | 18 | 7 | 11 | 3.95 |
| 6 |  Japan | 45 | 219 | 14 | 19 | 7 | 2 | 3 | 4.87 |
| 7 |  Brazil | 39 | 158 | 5 | 10 | 12 | 6 | 6 | 4.05 |
| 8 |  China | 35 | 143 | 4 | 11 | 8 | 8 | 4 | 4.09 |
| 9 |  Germany | 33 | 119 | 1 | 7 | 11 | 6 | 8 | 3.61 |
| 10 |  Republic of Korea | 26 | 94 | 3 | 4 | 8 | 2 | 9 | 3.62 |
| 11 |  Greece | 26 | 101 | 2 | 6 | 10 | 3 | 5 | 3.88 |
| 12 |  Belgium | 23 | 87 | 2 | 4 | 8 | 5 | 4 | 3.78 |
| 13 |  Spain | 21 | 84 | 3 | 5 | 6 | 3 | 4 | 4.00 |
| 14 |  Canada | 21 | 86 | 2 | 6 | 7 | 4 | 2 | 4.10 |
| 15 |  Singapore | 19 | 57 | - | 1 | 5 | 6 | 7 | 3.00 |
| 16 |  Kuwait | 18 | 73 | 2 | 4 | 7 | 3 | 2 | 4.06 |
| 17 |  Lebanon | 15 | 67 | 3 | 4 | 6 | 1 | 1 | 4.47 |
| 18 |  Portugal | 14 | 65 | 3 | 6 | 2 | 3 | - | 4.64 |
| 19 |  Iran | 14 | 52 | - | 4 | 5 | 2 | 3 | 3.71 |
| 20 |  Netherlands | 13 | 50 | 1 | 1 | 7 | 3 | 1 | 3.85 |
| 21 |  India | 13 | 40 | - | 2 | 2 | 4 | 5 | 3.08 |
| 22 |  Australia | 12 | 42 | 1 | 3 | 2 | 1 | 5 | 3.50 |
| 23 |  France | 12 | 42 | - | 3 | 4 | 1 | 4 | 3.50 |
| 24 |  Jordan | 11 | 41 | - | 3 | 5 | - | 3 | 3.73 |
| 25 |  Ukraine | 10 | 31 | - | 1 | 3 | 2 | 4 | 3.10 |
| 26 |  Denmark | 9 | 27 | - | 1 | 1 | 4 | 3 | 3.00 |
| 27 |  Mexico | 9 | 37 | 1 | 2 | 4 | 1 | 1 | 4.11 |
| 28 |  Israel | 9 | 32 | 1 | 1 | 2 | 3 | 2 | 3.56 |
| 29 |  Russian Federation | 9 | 33 | - | 3 | 2 | 2 | 2 | 3.67 |
| 30 |  Switzerland | 8 | 34 | 3 | 1 | 1 | 1 | 2 | 4.25 |

Qui una versione completa della tabella con mappamondo:



Current Aggregated World Design Rankings: Years 2010 to 2013

| Rank | Country | Awards | Score | ● | ● | ● | ● | ● | Average |
|------|--------------------------|--------|-------|----|----|----|----|----|---------|
| 1 | United States of America | 112 | 414 | 9 | 26 | 23 | 30 | 24 | 3.70 |
| 2 | Turkey | 89 | 353 | 8 | 27 | 22 | 18 | 14 | 3.97 |
| 3 | Hong Kong | 81 | 323 | 7 | 23 | 26 | 12 | 13 | 3.99 |
| 4 | Italy | 71 | 272 | 10 | 16 | 17 | 8 | 20 | 3.83 |
| 5 | Great Britain | 55 | 217 | 7 | 12 | 18 | 7 | 11 | 3.95 |
| 6 | Japan | 45 | 219 | 14 | 19 | 7 | 2 | 3 | 4.87 |
| 7 | Brazil | 39 | 158 | 5 | 10 | 12 | 6 | 6 | 4.05 |
| 8 | China | 35 | 143 | 4 | 11 | 8 | 8 | 4 | 4.09 |
| 9 | Germany | 33 | 119 | 1 | 7 | 11 | 6 | 8 | 3.61 |
| 10 | Republic of Korea | 26 | 94 | 3 | 4 | 8 | 2 | 9 | 3.62 |
| 11 | Greece | 26 | 101 | 2 | 6 | 10 | 3 | 5 | 3.88 |
| 12 | Belgium | 23 | 87 | 2 | 4 | 8 | 5 | 4 | 3.78 |
| 13 | Canada | 21 | 86 | 2 | 6 | 7 | 4 | 2 | 4.10 |
| 14 | Spain | 20 | 79 | 3 | 4 | 6 | 3 | 4 | 3.95 |
| 15 | Singapore | 19 | 57 | - | 1 | 5 | 6 | 7 | 3.00 |
| 16 | Kuwait | 18 | 73 | 2 | 4 | 7 | 3 | 2 | 4.06 |
| 17 | Lebanon | 15 | 67 | 3 | 4 | 6 | 1 | 1 | 4.47 |
| 18 | Portugal | 14 | 65 | 3 | 6 | 2 | 3 | - | 4.64 |
| 19 | Iran | 14 | 52 | - | 4 | 5 | 2 | 3 | 3.71 |
| 20 | Netherlands | 13 | 50 | 1 | 1 | 7 | 3 | 1 | 3.85 |
| 21 | India | 13 | 40 | - | 2 | 2 | 4 | 5 | 3.08 |
| 22 | Australia | 12 | 42 | 1 | 3 | 2 | 1 | 5 | 3.50 |
| 23 | France | 12 | 42 | - | 3 | 4 | 1 | 4 | 3.50 |



<http://www.worlddesignrankings.com/>

Da un articolo scritto da Paolo Franzese il 22 Gennaio 2014